

SSBCI You Say?

The Challenges and Opportunities of New Medicare Advantage Supplemental Benefits

December 8, 2020

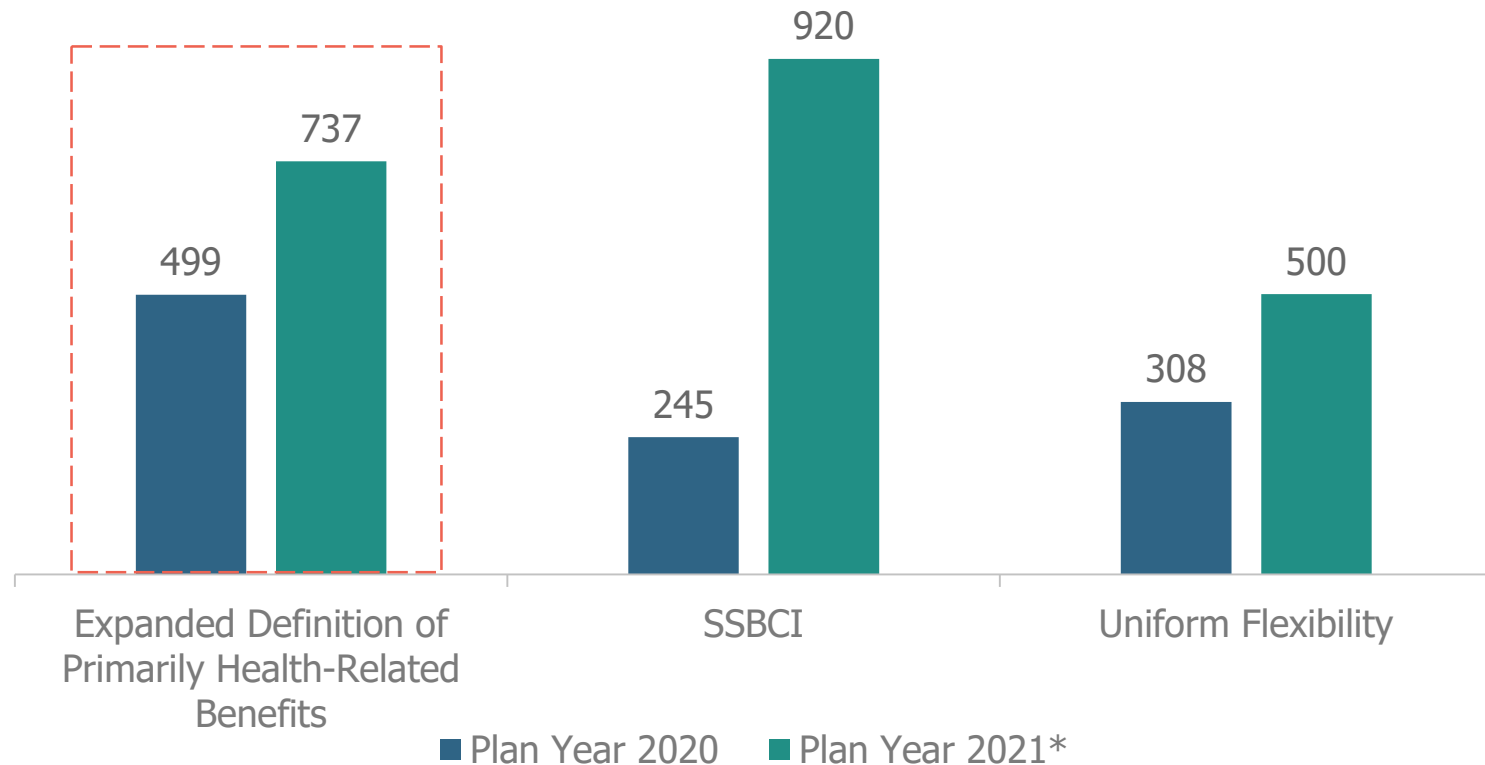
A Turning Point in Medicare Policy

Medicare Advantage supplemental benefits were historically limited to acute, post-acute, and medical (“health related”) services

	Year	Policy Change	Examples
LTSS-like	2019	CMS expands definition of “primarily health related” to allow services typically viewed as custodial/ maintenance; also allowed uniform flexibility	Adult day, in-home supports, respite, safety home modifications
Social Services	2020	Congress allows for provision of services not primarily health related targeted to medically complex, chronically ill individuals (SSBCI), with a high risk of hospitalization or other adverse health outcomes and in need of intensive care coordination	Healthy food, socialization activities, housing supports

Number of Plans Using Supplemental Benefit Authorities Grew Dramatically from 2020 to 2021

Number of Plans Using Different Supplemental Benefit Authorities



Note: Except for Primarily Health-Related Benefits, Plan Year 2021 numbers are approximate, from CMS press release. Source(s): ATI Advisory analysis of CMS PBP files. CMS Press Release released September 24, 2020: <https://www.cms.gov/newsroom/press-releases/trump-administration-announces-historically-low-medicare-advantage-premiums-and-new-payment-model>.

New Primarily Health-Related Supplemental Benefits Offered in 42 States in 2021

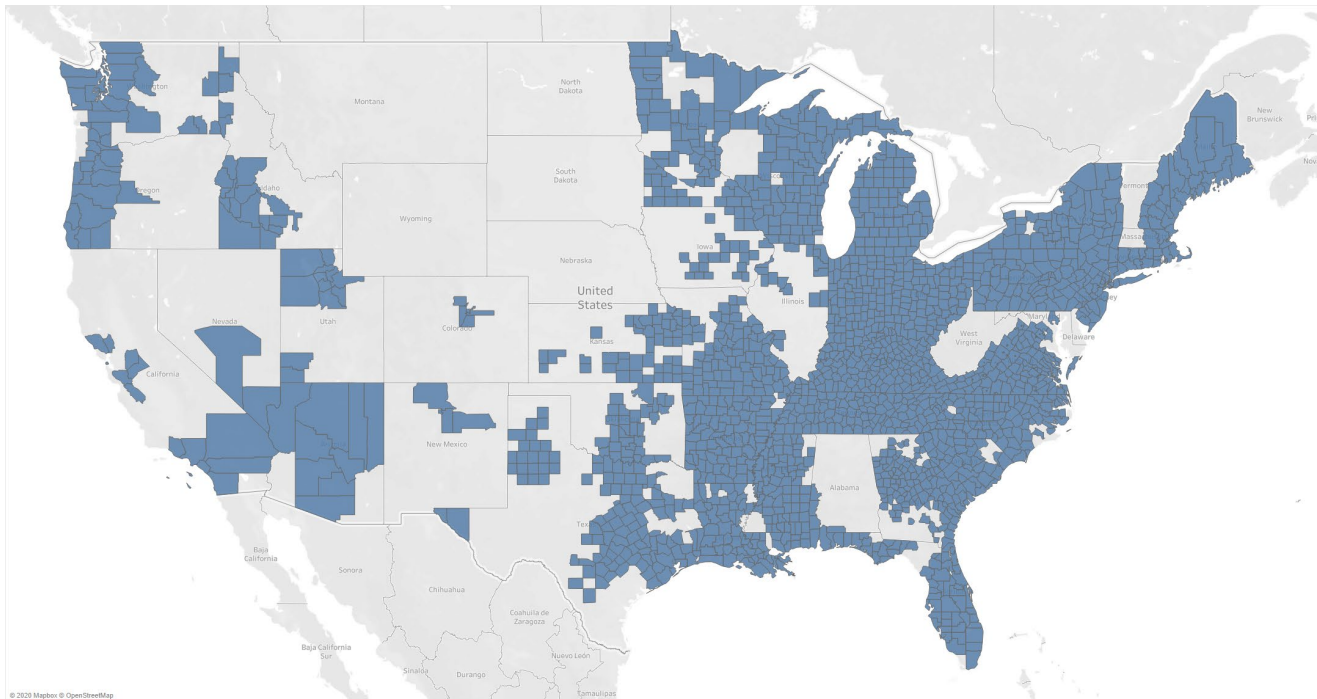
Number of Plans Offering these Benefits in 2020

499 (361 excluding D-SNPs)

Number of Plans Offering these Benefits in 2021

737 (583 excluding D-SNPs)

Map of Counties Offering New Primarily Health-Related Supplemental Benefits in CY 2021



Source: ATI Advisory analysis of CMS PBP files, includes D-SNPs, excludes PDPs, MMPs, Part B-only plans, and PACE.

Home-Based Support Services Lead Growth in New Primarily Health-Related Benefits

Benefit	Number of Plans Offering in 2020	Number of Plans Offering in 2021
In-Home Support Services	223	429
Adult Day Health Services	84	127
Home-Based Palliative Care	61	134
Support for Caregivers of Enrollees	125	95
Therapeutic Massage	230	176
Total (offering at least 1 of these benefits)	499	737

Note: For all analyses and throughout these charts, a 'plan' is defined as the combination of a Contract Number, Plan ID, and Segment ID. Analyses capture benefits that are filed under specific variables for the benefits above and do not capture benefits filed under "Other" categories.

Source: ATI Advisory analysis of CMS PBP files, excludes PDPs, MMPs, Part B-only plans, and PACE.

2020 SSBCI Benefits Offered in 1,151 Counties and in 245 Plans

	Benefit	Number of Plans Offering in 2020:
Special Supplemental Benefits for the Chronically Ill (SSBCI)	Food and Produce	101
	Meals (beyond limited basis)	71
	Pest Control	118
	Transportation for Non-Medical Needs	88
	Indoor Air Quality Equipment and Services	52
	Social Needs Benefit	34
	Complementary Therapies	1
	Services Supporting Self-Direction	20
	Structural Home Modifications	44
	General Supports for Living	67
	Other: Service Dog Supports	51
	TOTAL (offering at least 1 SSBCI):	245



Expected to grow to ~920 plans for CY2021

CMS is expected to release 2021 SSBCI data during Q1 2021

Source: ATI Advisory analysis of CMS PBP files, includes D-SNPs, excludes Prescription Drug Plans (PDPs) and PACE.

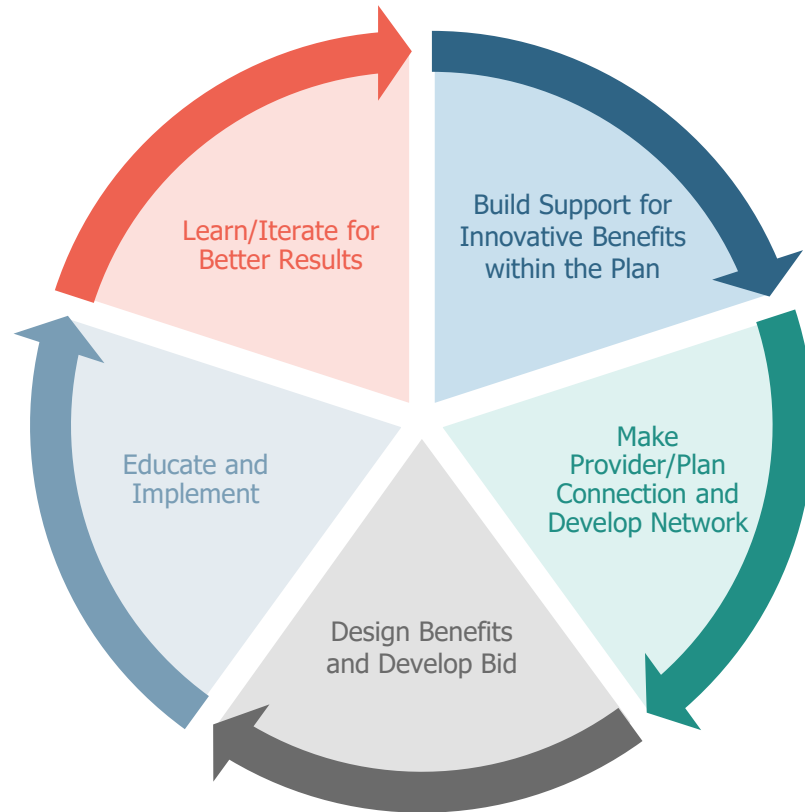
Roadmap Emerging to Guide Plans Offering Expanded Supplemental Benefits

Roadmap Input and Findings

- Market research included interviews with 20+ MAOs, providers, and beneficiary advocates

Download Today:

[Roadmap and Policy Brief](#)



<https://atiadvisory.com/Advancing-Non-Medical-Supplemental-Benefits-in-Medicare-Advantage/>

Further Engagement, Questions, and Comments

Allison Rizer

Allison@atiadvisory.com

