
National Health Statistics Reports

Number 91 ■ February 19, 2016

Variation in Residential Care Community Nurse and Aide Staffing Levels: United States, 2014

by Vincent Rome, M.P.H., and Lauren D. Harris-Kojetin, Ph.D.

Abstract

Objectives—This report presents national and state estimates of staffing levels in residential care communities for registered nurses, licensed practical or vocational nurses, and aides in the United States for 2014.

Methods—Data were drawn from the residential care community component of the 2014 wave of the biennial National Study of Long-Term Care Providers, conducted by the Centers for Disease Control and Prevention’s National Center for Health Statistics. For each staff type, the “staffing level” measure is presented as average hours per resident per day, defined as the total number of hours worked divided by the total number of residents, which does not necessarily reflect the amount of care given to a specific resident. Analyses examined the extent to which residential care community nurse and aide staffing levels varied by selected organizational characteristics and selected resident composition characteristics of the communities. Differences among subgroups were evaluated using two-sided *t* tests at the 0.05 level.

Results—In 2014, the total registered nurse, licensed practical or vocational nurse, and aide staffing level among all residential care communities was about 2 hours and 50 minutes. Registered nurse staffing levels differed for two of the three organizational characteristics (size and metropolitan statistical area [MSA]) and for only one of the four resident composition characteristics (primarily serving residents needing any assistance with activities of daily living). Licensed practical or vocational nurse staffing levels differed for all three organizational characteristics (size, MSA, and ownership) and for only one of the four resident composition characteristics (primarily serving residents diagnosed with Alzheimer’s disease or other dementias). In contrast, differences in aide staffing levels were common when examining both community organizational and resident composition characteristics. Registered nursing, licensed practical and vocational nursing, and aide staffing levels varied geographically by state.

Keywords: long-term services and supports • assisted living • home- and community-based services • National Study of Long-Term Care Providers

Introduction

Assisted living and similar residential care communities are a critical component of the long-term care services and supports spectrum for older adults and younger adults with disabilities who cannot live independently in their home. Growth in this sector has been due, in part, to shifts in federal and state policy, which have incentivized home- and community-based long-term care services and support settings over institutional-based settings (1). Residential care communities serve residents with increasingly complex care needs (2,3). Registered nurses, licensed practical or vocational nurses, and aides are the backbone of care delivery for residents living in this setting (4). “Average hours per resident per day” is a commonly used measure of staffing level in long-term care facilities, representing the amount of time that staff have available to provide care to residents (5).

Research on staffing in residential care communities and other long-term care provider settings indicates that nurse and aide staffing levels are influenced by factors related to the characteristics of the facilities and residents (6–9), and may have implications for resident outcomes and quality of care (10–14).



U.S. DEPARTMENT OF HEALTH AND HUMAN SERVICES
Centers for Disease Control and Prevention
National Center for Health Statistics



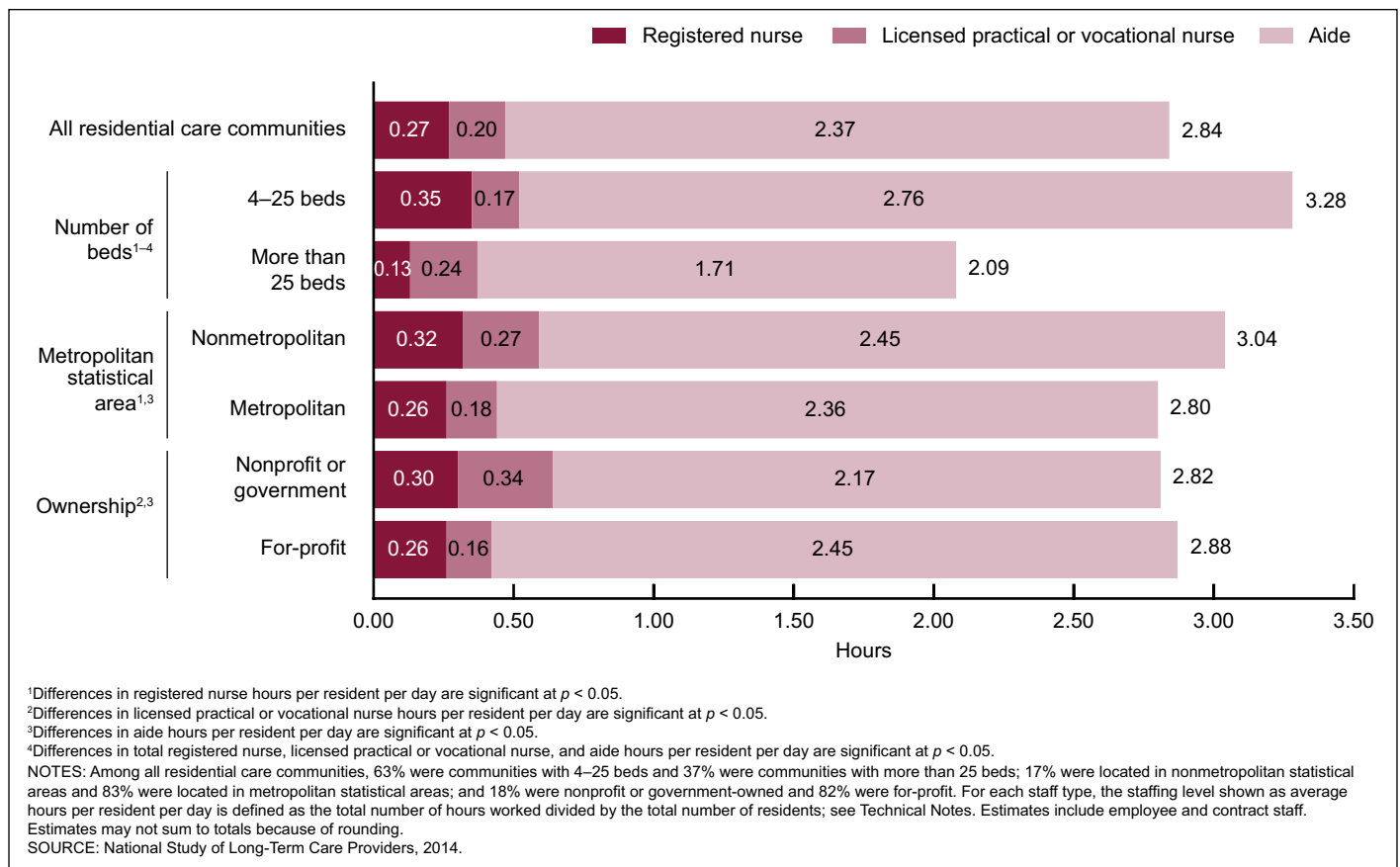


Figure 1. Nurse and aide staffing levels for residential care communities, overall and by selected organizational characteristics and staff type: United States, 2014

Most research to date on nurse and aide staffing levels in long-term care focuses on nursing homes. Less research has examined facility and resident characteristics associated with nurse and aide staffing levels in residential care communities (6). Unlike the federally regulated nursing home industry, residential care community oversight occurs at the state level, including the delineation of staffing requirements (15). This report presents the most current national and state estimates of registered nurse, licensed practical or vocational nurse, and aide staffing levels as average hours per resident per day among residential care communities.

Methods

Data are from the residential care community survey component of the 2014 wave of the biennial National Study of Long-Term Care Providers (NSLTCP). To be eligible for the study, a residential care community must: a) be regulated by the state to provide room and board

with at least two meals a day, around-the-clock on-site supervision, and help with personal care such as bathing and dressing or health-related services such as medication management; b) have four or more licensed, certified, or registered beds; c) have at least one resident currently living in the community at the time of the survey; and d) serve a predominantly adult population. The survey used a combination of probability sampling in some states and census-taking in other states. More details about NSLTCP survey design and outcomes are published elsewhere (16,17).

Data analyses were performed using both Stata SE 12.1 (18) and SAS version 9.3/SAS-callable SUDAAN version 11.0.0 statistical package (19). Differences among subgroups were evaluated using t tests. All statistical significance tests were two-sided using $p < 0.05$ as the level of significance. Because estimates were rounded, individual estimates may not sum to totals. Cases with missing data were excluded from the analyses on a variable-

by-variable basis, ranging from 1.7% for ownership to 8.6% for communities that primarily served participants with a diagnosis of Alzheimer's disease or other dementias. When the value of hours per resident per day for a given staff type was greater than 24, these values were coded as 24 (16).

Results

Nurse and aide staffing levels, overall and by staff type and residential care community characteristics

Among all U.S. residential care communities, 2014

- Staffing levels were 16 minutes (0.27 of 1 hour per resident per day) for registered nurses; 12 minutes (0.20 of 1 hour) for licensed practical or vocational nurses; and 2.37 hours (2 hours 22 minutes) for aides (Figure 1).

- Total registered nurse, licensed practical or vocational nurse, and aide staffing level was 2.84 hours (2 hours 50 minutes per resident per day).

Number of beds

- Registered nurse staffing level was 21 minutes (0.35 of 1 hour per resident per day) among residential care communities with 4–25 beds, compared with 8 minutes (0.13 of 1 hour) in communities with more than 25 beds (Figure 1).
- Licensed practical or vocational nurse staffing level was higher in communities with more than 25 beds (14 minutes or 0.24 of 1 hour), compared with communities with 4–25 beds (10 minutes or 0.17 of 1 hour).
- Aide staffing level was higher in communities with 4–25 beds (2.76 hours or 2 hours 46 minutes) than in communities with more than 25 beds (1.71 or 1 hour 43 minutes).
- Total registered nurse, licensed practical or vocational nurse, and aide staffing level was higher in communities with 4–25 beds (3.28 hours or 3 hours 17 minutes) than in communities with more than 25 beds (2.09 hours or 2 hours 5 minutes).

Geographic locale

- Registered nurse staffing level was higher in communities located in nonmetropolitan areas (19 minutes or 0.32 of 1 hour per resident per day), when compared with communities in metropolitan areas (16 minutes or 0.26 of 1 hour) (Figure 1).
- Licensed practical or vocational nurse staffing level was higher in communities located in nonmetropolitan areas (16 minutes or 0.27 of 1 hour), compared with communities in metropolitan areas (11 minutes or 0.18 of 1 hour).
- Similar aide staffing levels were found in nonmetropolitan (2.45 hours or 2 hours 27 minutes) and metropolitan (2.36 hours or 2 hours 22 minutes) areas.
- Similar total registered nurse, licensed practical or vocational nurse, and aide staffing levels were

found in nonmetropolitan (3.04 hours or 3 hours 2 minutes) and metropolitan (2.80 hours or 2 hours 48 minutes) areas.

Ownership status

- Similar registered nurse staffing levels were found in nonprofit and government-owned communities (18 minutes or 0.30 of 1 hour per resident per day), compared with for-profit communities (16 minutes or 0.26 of 1 hour) (Figure 1).
- Licensed practical or vocational nurse staffing level was higher in nonprofit and government-owned communities (20 minutes or 0.34 of 1 hour), compared with for-profit communities (10 minutes or 0.16 of 1 hour).
- Aide staffing level was higher in for-profit communities (2.45 hours or 2 hours 27 minutes), compared with nonprofit and government-owned communities (2.17 hours or 2 hours 10 minutes).
- Similar total registered nurse, licensed practical or vocational nurse, and aide staffing levels were found in nonprofit and government-owned communities (2.82 hours or 2 hours 49 minutes), compared with for-profit communities (2.88 hours or 2 hours 53 minutes).

Nurse and aide staffing levels in residential care communities, by staff type and resident composition

Diagnosis of Alzheimer's disease or other dementias

- Similar registered nurse staffing levels were found in communities that did not primarily serve participants with a diagnosis of Alzheimer's disease or other dementias (16 minutes or 0.27 of 1 hour per resident per day) and communities that primarily served this population (18 minutes or 0.30 of 1 hour) (Figure 2).
- Licensed practical or vocational nurse staffing level was higher in communities that did not primarily serve participants with a diagnosis

of Alzheimer's disease or other dementias (13 minutes or 0.21 of 1 hour) than in communities that primarily served this population (10 minutes or 0.16 of 1 hour).

- Aide staffing level was higher in residential care communities that primarily served residents with a diagnosis of Alzheimer's disease or other dementias (3.16 hours or 3 hours 10 minutes), compared with communities that did not primarily serve residents with this diagnosis (2.30 hours or 2 hours 18 minutes).
- Total registered nurse, licensed practical or vocational nurse, and aide staffing level was 3.62 hours (3 hours 37 minutes) in communities that primarily served participants with a diagnosis of Alzheimer's disease or other dementias, which is higher than the total nurse and aide staffing level in communities that did not primarily serve this population (2.79 hours or 2 hours 47 minutes).

Assistance with any activities of daily living

- Registered nurse staffing level was higher in communities that primarily served residents needing assistance with any of the activities of daily living (ADLs) examined (19 minutes or 0.31 of 1 hour per resident per day), compared with communities that did not primarily serve this population (14 minutes or 0.24 of 1 hour) (Figure 2).
- Similar licensed practical or vocational nurse staffing levels were found in communities that primarily served residents needing assistance with any of the ADLs (12 minutes or 0.20 of 1 hour) and communities that did not primarily serve this population (13 minutes or 0.21 of 1 hour).
- Aide staffing level was higher in communities that primarily served residents needing assistance with any of the ADLs (2.88 hours or 2 hours 53 minutes), compared with communities that did not primarily serve this population (1.91 hours or 1 hour 55 minutes).
- Total registered nurse, licensed practical or vocational nurse, and

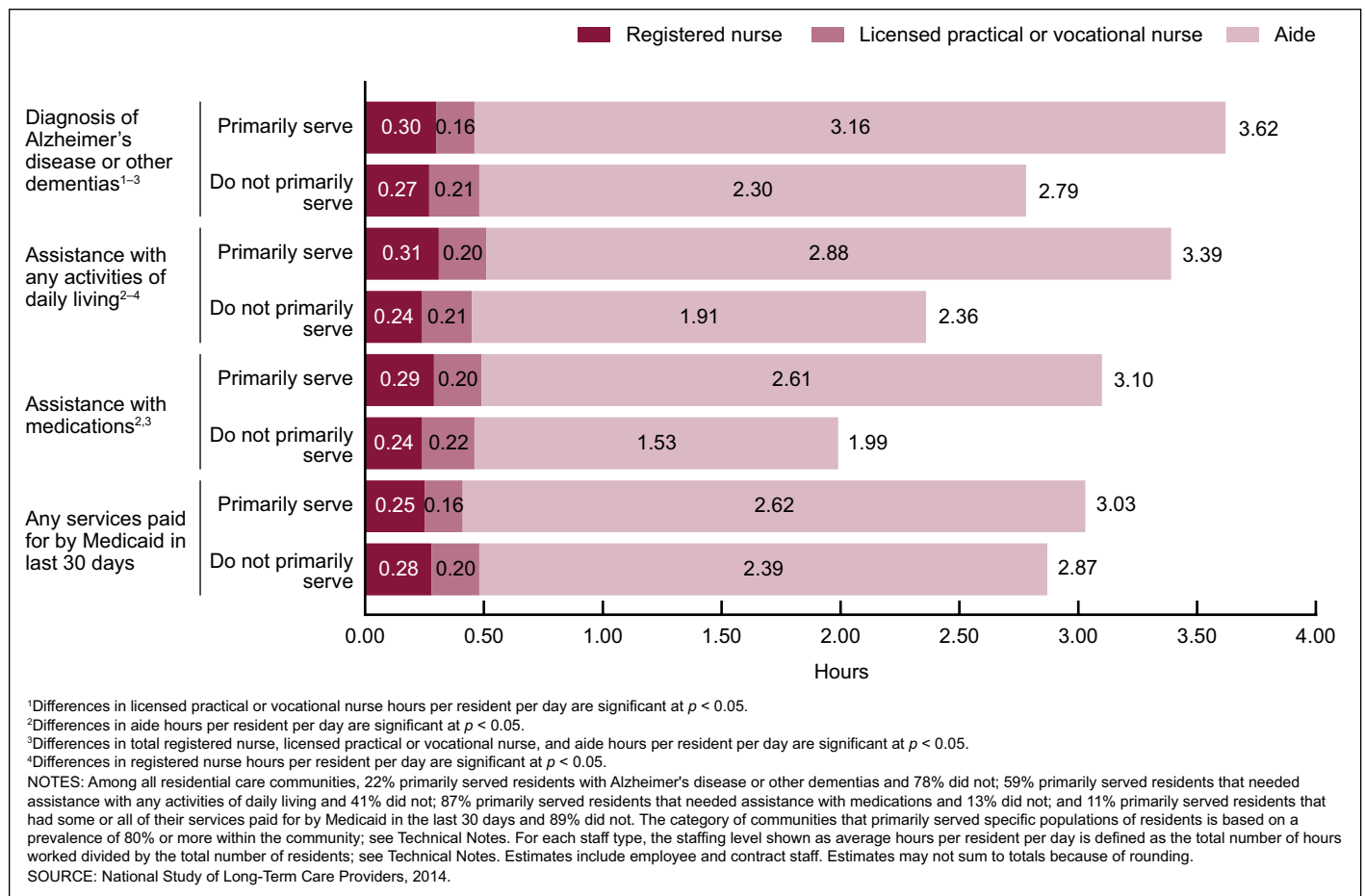


Figure 2. Nurse and aide staffing levels, by residential care communities that primarily serve residents with specific characteristics and staff type: United States, 2014

aide staffing level was higher among communities that primarily served residents needing assistance with any of the ADLs (3.39 hours or 3 hours 23 minutes), compared with communities that did not primarily serve this population (2.36 hours or 2 hours 22 minutes).

Assistance with medications

- Similar registered nurse staffing levels were found among communities that primarily served residents needing assistance with medications (17 minutes or 0.29 of 1 hour per resident per day) and communities that did not primarily serve this population (14 minutes or 0.24 of 1 hour) (Figure 2).
- Similar licensed practical or vocational nurse staffing levels were found among communities that primarily served residents needing assistance with medications (12 minutes or 0.20 of 1 hour) and

communities that did not primarily serve this population (13 minutes or 0.22 of 1 hour).

- Aide staffing level was higher in communities that primarily served residents needing assistance with medications (2.61 hours or 2 hours 37 minutes), compared with communities that did not primarily serve this population (1.53 hours or 1 hour 32 minutes).
- Total registered nurse, licensed practical or vocational nurse, and aide staffing level was higher among communities that primarily served residents needing assistance with medications (3.10 hours or 3 hours 6 minutes), compared with communities that did not primarily serve this population (1.99 hours or 1 hour 59 minutes).

Any services paid for by Medicaid in the last 30 days

- No statistically significant differences were found in registered nurse, licensed practical or vocational nurse, aide, or total nurse and aide staffing levels between communities that primarily served residents who had some or all of their long-term care services paid for by Medicaid and communities that did not primarily serve residents receiving Medicaid (Figure 2).

Nurse and aide staffing levels in residential care communities, by staff type and state

Registered nurses

- Registered nurse staffing level ranged from 2 minutes (0.04 of 1 hour per resident per day) in

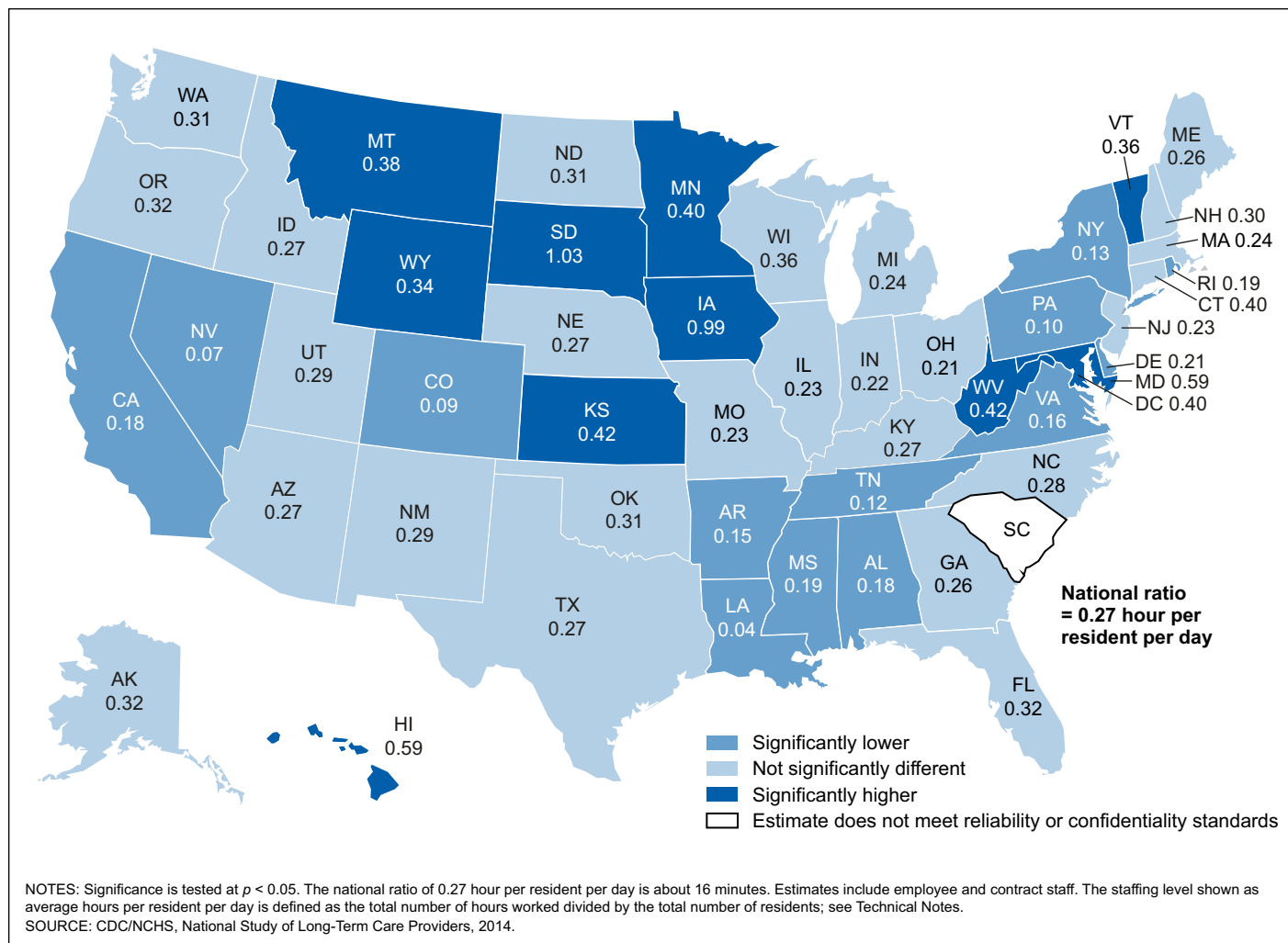


Figure 3. Registered nurse staffing levels for residential care communities, by state: United States, 2014

- Louisiana to 1.03 hours (1 hour 2 minutes) in South Dakota (Figure 3).
- Registered nurse staffing level was significantly higher than the national ratio (16 minutes or 0.27 of 1 hour) in 10 states (Hawaii, Iowa, Kansas, Maryland, Minnesota, Montana, South Dakota, Vermont, West Virginia, and Wyoming), the majority of which are clustered in the Midwest.
- Registered nurse staffing level was significantly lower than the national ratio (16 minutes or 0.27 of 1 hour) in 13 states (Alabama, Arkansas, California, Colorado, Delaware, Louisiana, Mississippi, Nevada, New York, Pennsylvania, Rhode Island, Tennessee, and Virginia), which are geographically distributed throughout the country.

Licensed practical or vocational nurses

- Licensed practical or vocational nurse staffing level ranged from 1 minute (0.02 of 1 hour per resident per day) in Nevada to 1.26 hours (1 hour 16 minutes) in Iowa (Figure 4).
- Licensed practical or vocational nurse staffing level was significantly higher than the national ratio (12 minutes or 0.20 of 1 hour) in 20 states or areas (Alabama, Delaware, District of Columbia, Illinois, Indiana, Iowa, Kansas, Kentucky, Mississippi, Nebraska, New Hampshire, New Jersey, North Dakota, Ohio, Oklahoma, Pennsylvania, South Dakota, Tennessee, Virginia, and West Virginia), which are grouped mainly in the Midwest and South.
- Licensed practical or vocational nurse staffing level was significantly

lower than the national ratio (12 minutes or 0.20 of 1 hour) in 11 states (Alaska, California, Colorado, Connecticut, Idaho, Louisiana, Maine, New Mexico, Nevada, Rhode Island, and Utah), grouped mainly in the West and Northeast.

Aides

- Aide staffing level ranged from 1.18 hours per resident per day (1 hour 11 minutes) in Indiana to 3.94 hours (3 hours 56 minutes) in Wisconsin (Figure 5).
- Aide staffing level was significantly higher than the national ratio (2.37 hours or 2 hours 22 minutes) in 7 states (Alaska, Kansas, Minnesota, New Mexico, South Dakota, West Virginia, and Wisconsin), most of which are in the Midwest.
- Aide staffing level was significantly lower than the national ratio (2.37

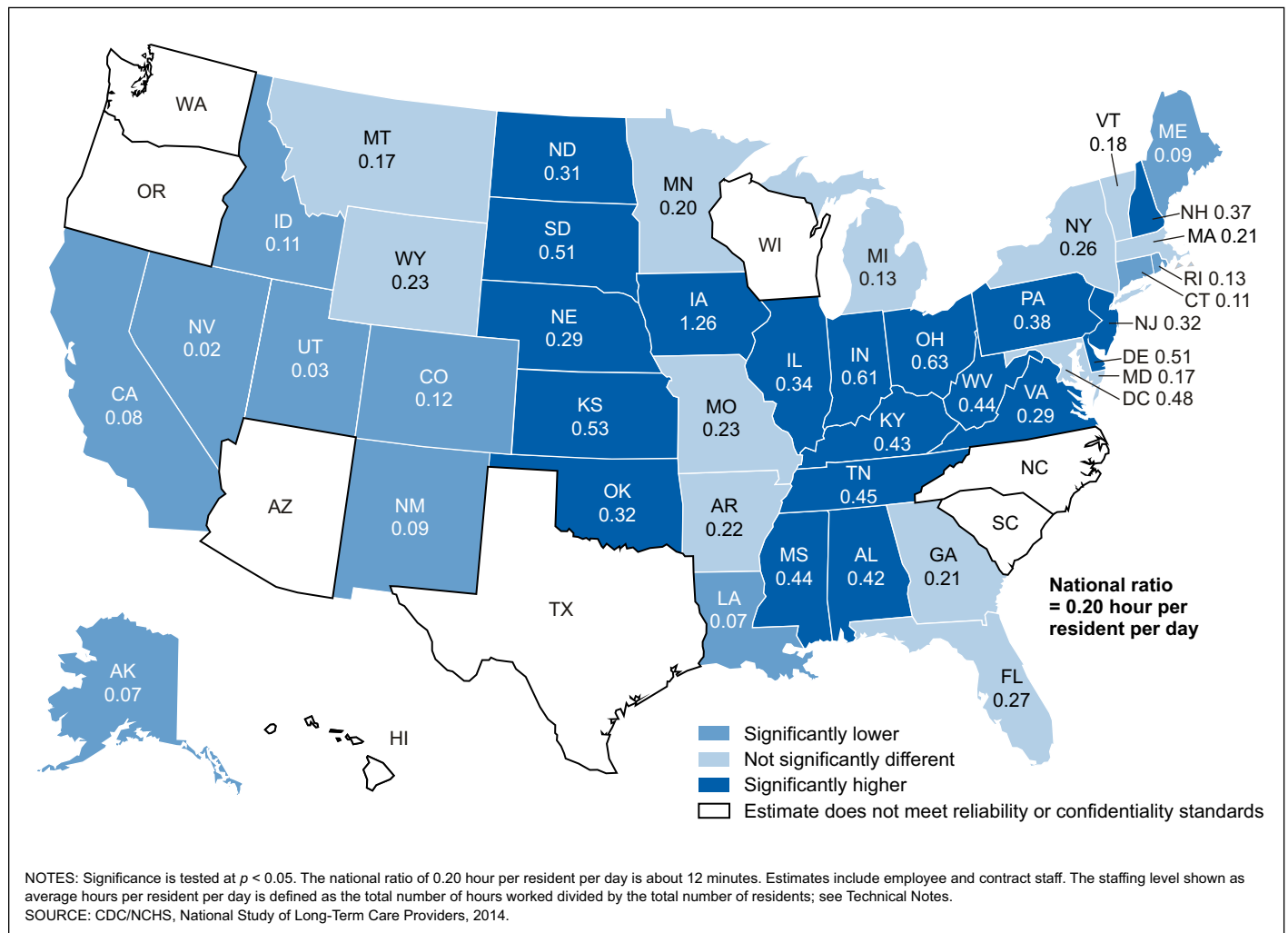


Figure 4. Licensed practical or vocational nurse staffing levels for residential care communities, by state: United States, 2014

hours or 2 hours 22 minutes) in 21 states (Arkansas, Connecticut, Delaware, Illinois, Indiana, Kentucky, Louisiana, Massachusetts, Mississippi, Missouri, Nevada, New Jersey, New York, North Dakota, Ohio, Oregon, Pennsylvania, Rhode Island, Tennessee, Virginia, and Wyoming), grouped primarily in the Northeast, Midwest, and South.

Total nurse and aide staff

- Total registered nurse, licensed practical or vocational nurse, and aide staffing level ranged from 1.66 hours per resident per day (1 hour 40 minutes) in New York to 4.9 hours (4 hours 54 minutes) in Iowa (Figure 6).
- Total registered nurse, licensed practical or vocational nurse, and aide staffing level was significantly higher than the national ratio (2.84 hours or 2 hours 50 minutes) in

8 states (Alaska, Kansas, Iowa, Minnesota, New Mexico, South Dakota, West Virginia, and Wisconsin), most of which are in the Midwest.

- Total registered nurse, licensed practical or vocational nurse, and aide staffing level was significantly lower than the national ratio (2.84 hours or 2 hours 50 minutes) in 17 states (Arkansas, California, Colorado, Connecticut, Delaware, Illinois, Indiana, Louisiana, Massachusetts, New Jersey, Nevada, New York, Pennsylvania, Rhode Island, Tennessee, Virginia, and Wyoming), which are geographically distributed throughout the country.

Summary

In 2014, the total registered nurse, licensed practical or vocational

nurse, and aide staffing level among all residential care communities was about 2 hours and 50 minutes. In terms of the organizational characteristics of the communities, registered nurse staffing levels were higher in smaller communities and communities located in nonmetropolitan areas. Licensed practical or vocational nurse staffing levels were higher in larger communities, communities located in nonmetropolitan areas, and communities under nonprofit or government ownership. Aide staffing levels were higher in smaller communities and those under for-profit ownership. In terms of the resident composition of the communities, registered nurse staffing levels were higher in communities that primarily served residents needing assistance with any of the ADLs examined. Licensed practical or vocational nurse staffing levels were higher among communities

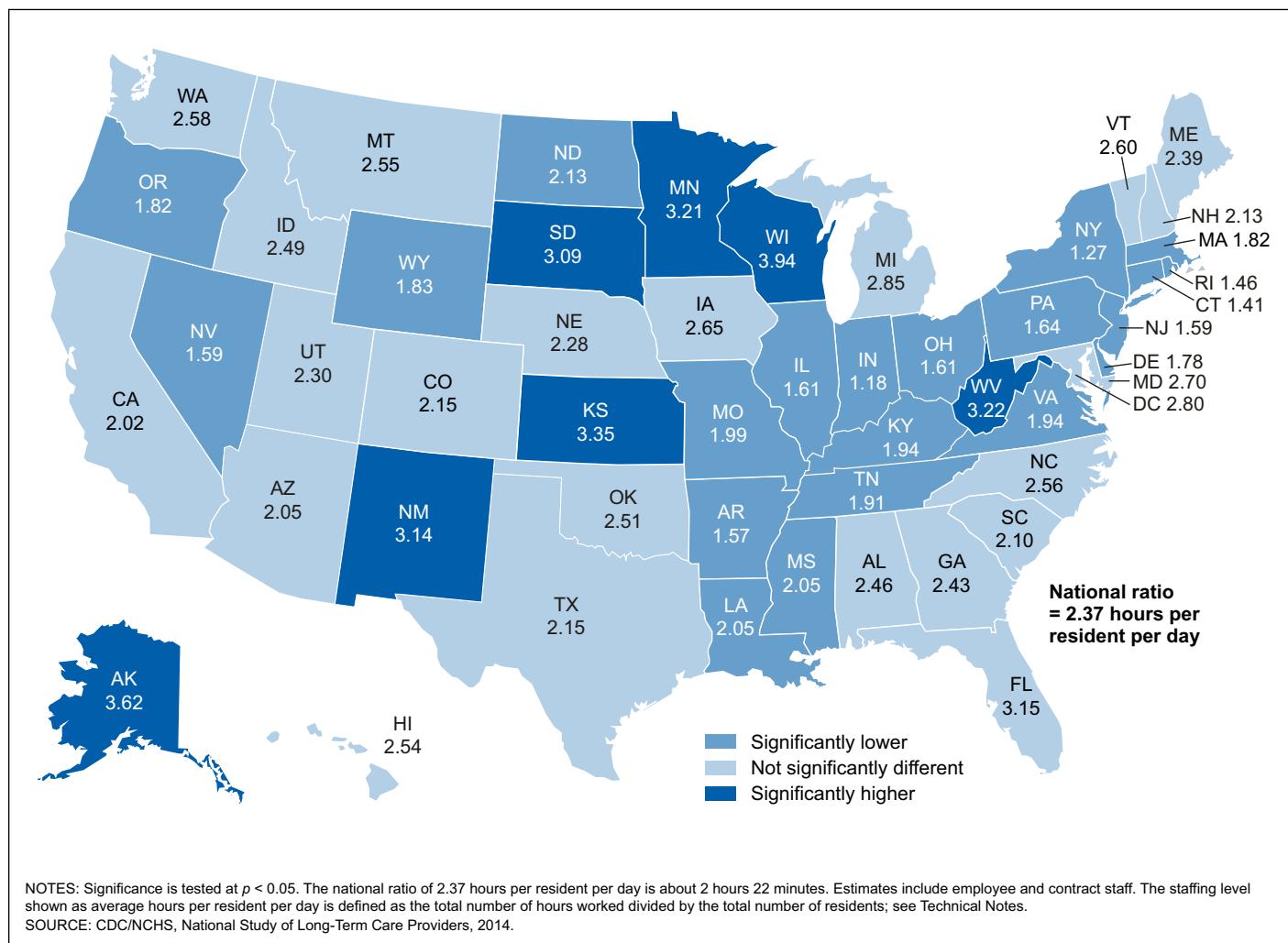


Figure 5. Aide staffing levels for residential care communities, by state: United States, 2014

that did not primarily serve residents with a diagnosis of Alzheimer's disease or other dementias. Aide staffing levels were higher in communities that primarily served residents with Alzheimer's disease or other dementias, residents needing assistance with any of the ADLs examined, and residents needing assistance with medications. This report found no statistically significant differences in staffing levels by the percentage of residents in the community that had some or all of their long-term care services paid for by Medicaid.

Registered nurse staffing levels differed for two of the three organizational characteristics (size and metropolitan statistical area [MSA]) but only one of the four resident composition characteristics (primarily serving residents needing any assistance with ADLs). Licensed practical or vocational nurse staffing levels differed for all

three organizational characteristics (size, MSA, and ownership) but only one of the four resident composition characteristics (primarily serving residents with Alzheimer's disease or other dementias). In contrast, differences in aide staff hours per resident per day were common when examining both community organizational and resident composition characteristics. Aide staffing levels differed for two of the three organizational characteristics (size and ownership) and three of the four resident composition characteristics (primarily serving residents with Alzheimer's disease or other dementias, needing any assistance with ADLs, and needing assistance with medications).

In 2014, state estimates of nursing staff levels in residential care communities were available for the first time. For each of the three nursing staff types examined (registered nurse,

licensed practical or vocational nurse, and aide), the average nursing staff hours per resident per day in Kansas, South Dakota, and West Virginia were above the national rate, while the ratios in Louisiana and Nevada were below the national rate.

This brief profile of residential care community nursing staff provides useful information to policy makers, providers, researchers, and consumer advocates as they plan to meet the needs of an aging population.

References

1. Eiken S, Sredl K, Gold L, Kasten J, Burwell B, Saucier P. Medicaid expenditures for long-term services and supports (LTSS) in FY 2013: Home and community-based services were a majority of LTSS spending. Baltimore, MD: Centers for Medicare & Medicaid

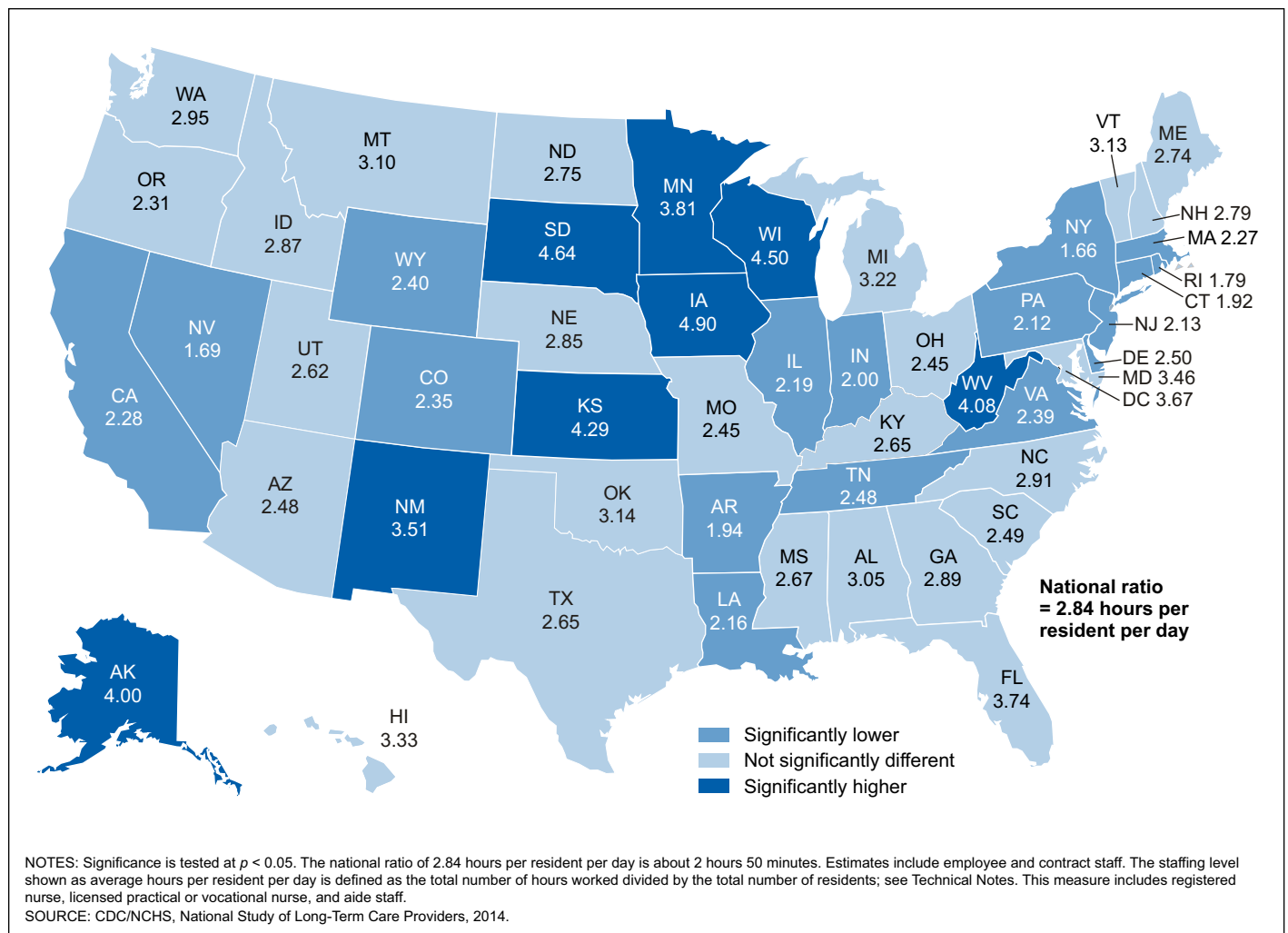


Figure 6. Total nurse and aide staffing levels for residential care communities, by state: United States, 2014

- Services. 2015. Available from: <http://www.medicaid.gov/medicaid-chip-program-information/by-topics/long-term-services-and-supports/downloads/lts-expenditures-fy2013.pdf>.
- Spetz J, Trupin L, Bates T, Coffman JM. Future demand for long-term care workers will be influenced by demographic and utilization changes. *Health Aff* 34(6):936–45. 2015.
 - Park-Lee E, Caffrey C, Sengupta M, et al. Residential care facilities: A key sector in the spectrum of long-term care providers in the United States. NCHS data brief, no 78. Hyattsville, MD: National Center for Health Statistics. 2011. Available from: <http://www.cdc.gov/nchs/data/databriefs/db78.pdf>.
 - Barbarotta L. Direct care worker retention: Strategies for success. Washington, DC: American Association of Homes and Services for the Aging, Institute for the Future of Aging Services. 2010.
 - Bostick JE, Rantz MJ, Flesner MK, Riggs CJ. Systematic review of studies of staffing and quality in nursing homes. *J Am Med Dir Assoc* 7(6):366–76. 2006.
 - Stearns SC, Park J, Zimmerman S, Gruber-Baldini AL, Konrad TR, Sloane PD. Determinants and effects of nurse staffing intensity and skill mix in residential care/assisted living settings. *Gerontologist* 47(5):662–71. 2007.
 - Harrington C, Olney B, Carrillo H, Kang T. Nurse staffing and deficiencies in the largest for-profit nursing home chains and chains owned by private equity companies. *Health Serv Res* 47(1 Pt 1):106–28. 2012.
 - Harrington C, Swan JH, Carrillo H. Nurse staffing levels and Medicaid reimbursement rates in nursing facilities. *Health Serv Res* 42(3 Pt 1):1105–29. 2007.
 - Li Y, Harrington C, Mukamel DB, Cen X, Cai X, Temkin-Greener H. Nurse staffing hours at nursing homes with high concentrations of minority residents, 2001–11. *Health Aff* 34(12):2129–37. 2015.
 - Beeber AS, Zimmerman S, Reed D, Mitchell CM, Sloane PD, Harris-Wallace B, et al. Licensed nurse staffing and health service availability in residential care/assisted living. *J Am Geriatr Soc* 62(5):805–11. 2014.
 - Castle NG, Anderson RA. Caregiver staffing in nursing homes and their influence on quality of care: Using dynamic panel estimation methods. *Med Care* 49(6):545–52. 2011.
 - Decker FH. The relationship of nursing staff to the hospitalization of nursing home residents. *Res Nurs Health* 31(3):238–51. 2008.
 - Collier E, Harrington C. Staffing characteristics, turnover rates, and quality of resident care in nursing facilities. *Res Gerontol Nurs* 1(3):157–70. 2008.
 - Konetzka RT, Stearns SC, Park J. The staffing-outcomes relationship in nursing homes. *Health Serv Res* 43(3):1025–42. 2008.
 - Carder P, O’Keeffe J, O’Keefe C. Compendium of residential care and assisted living regulations and policy: 2015 edition. Washington, DC: Office of the Assistant Secretary for Planning and

- Evaluation. 2015. Available from: <https://aspe.hhs.gov/basic-report/compendium-residential-care-and-assisted-living-regulations-and-policy-2015-edition>.
16. National Center for Health Statistics. 2014 National Study of Long-Term Care Providers survey methodology and documentation. 2015. Available from: http://www.cdc.gov/nchs/data/nsltcp/NSLTCP_2014_survey_methodology_and_documentation.pdf.
 17. National Center for Health Statistics. 2014 National Study of Long-Term Care Providers (NSLTCP), Residential Care Communities Survey restricted data file, data description and usage (Readme). 2015. Available from: http://www.cdc.gov/nchs/data/nsltcp/NSLTCP_2014_RCC_Readme_RDC_Release.pdf.
 18. StataCorp. Stata SE (Release 12.1) [computer software]. 2011.
 19. RTI International. SUDAAN (Release 11.0.0) [computer software]. 2012.
 20. Anderson KA, Park JH, Monteleone RG, Dabelko-Schoeny HI. Heterogeneity within adult day services: A focus on centers that serve younger adults with intellectual and developmental disabilities. *Home Health Care Serv Q* 33(2):77–88. 2014.

Technical Notes

Definition of terms

Aide—Refers to certified nursing assistants, nursing assistants, home health aides, home care aides, personal care aides, personal care assistants, and medication technicians or medication aides.

Assistance with activities of daily living (ADLs)—Refers to needing any help or supervision from another person with any of six limitations in ADLs (transferring in or out of a bed, eating, dressing, bathing or showering, toileting, and locomotion or walking) that reflect a resident's capacity for self-care; also includes the use of special equipment.

Communities that primarily serve residents with specific characteristics (resident composition)—Based on a prevalence of 80% or more within the community. The methodology used to determine the cutoff for communities that primarily served specific populations of residents was derived from a recent study by Anderson, Park, Monteleone, and Dabelko-Schoeny on adult day services centers (20).

Community bed size—Based on the number of licensed, registered, or certified residential care beds (both occupied and unoccupied) in a residential care community: 4–25 beds and more than 25 beds.

Metropolitan statistical area (MSA)—Contains an urban core of 50,000 or more population. A nonmetropolitan area contains an urban cluster of fewer than 50,000 residents.

Ownership type—Categorization of residential care communities into two ownership types: 1) private, for-profit and 2) nonprofit. The private, for-profit category includes publicly traded communities and limited liability communities. Nonprofit includes private nonprofit, as well as federal, state, county, and local government ownership.

Residential care communities—Includes assisted living communities and other residential care communities (e.g., personal care homes, adult care homes, board care homes, and adult foster care) that meet the study eligibility criteria specified in “Methods.”

Residential care bed—Refers to licensed, registered, or certified residential care beds.

Staffing level—The average number of staffing hours per resident per day, which is the ratio of the average number of hours providing care for a resident per day for a given nursing staff type, or for all nursing staff types combined. The number of full-time equivalents (FTEs) for a given staff type for a community was converted into hours by multiplying each FTE (or fraction of FTE) for the staff type at the community by 35 hours, then dividing the total number of hours for the staff type by the number of current residents in the community, and dividing that estimate by 7 days to arrive at hours per resident day. Nursing staff hours per resident per day does not necessarily reflect the amount of care given to a specific resident. Estimates include employee and contract staff hours.

**U.S. DEPARTMENT OF
HEALTH & HUMAN SERVICES**

Centers for Disease Control and Prevention
National Center for Health Statistics
3311 Toledo Road
Hyattsville, MD 20782-2064

FIRST CLASS MAIL
POSTAGE & FEES PAID
CDC/NCHS
PERMIT NO. G-284

OFFICIAL BUSINESS
PENALTY FOR PRIVATE USE, \$300

For more NCHS NHSRs, visit:
<http://www.cdc.gov/nchs/products/nhsr.htm>.



National Health Statistics Reports ■ Number 91 ■ February 19, 2016

Acknowledgment

The authors are grateful for the technical support and assistance from Eunice Park-Lee, formerly with CDC's National Center for Health Statistics, Division of Health Care Statistics.

Suggested citation

Rome V, Harris-Kojetin LD. Variation in residential care community nurse and aide staffing levels: United States, 2014. National health statistics reports; no 91. Hyattsville, MD: National Center for Health Statistics. 2016.

Copyright information

All material appearing in this report is in the public domain and may be reproduced or copied without permission; citation as to source, however, is appreciated.

National Center for Health Statistics

Charles J. Rothwell, M.S, M.B.A., *Director*
Nathaniel Schenker, Ph.D., *Deputy Director*
Jennifer H. Madans, Ph.D., *Associate Director
for Science*

Division of Health Care Statistics

Clarice Brown, M.D., M.S., *Director*
Alexander Strashny, Ph.D., *Associate Director
for Science*

For e-mail updates on NCHS publication releases, subscribe online at: <http://www.cdc.gov/nchs/govdelivery.htm>.
For questions or general information about NCHS: Tel: 1-800-CDC-INFO (1-800-232-4636) • TTY: 1-888-232-6348
Internet: <http://www.cdc.gov/nchs> • Online request form: <http://www.cdc.gov/cdc-info/>
DHHS Publication No. 2016-1250 • CS262167